



INCOTERMS

The chart reflects the responsibilities of buyers and sellers in international trade.

EXW: Ex works

FCA: Free Carrier

FAS: Free Alongside Ship

FOB: Free On Board

CPT: Carriage Paid to

CIP: Carriage and Insurance Paid to













CFR: Cost and Freight

CIF: Cost, Insurance and Freight

DAT: Delivered at Terminal

DAP: Delivered at Place

DDP: Delivery Duty Paid

												
MODE OF TRANSPORT	Goods set up on sale	Cargo storage at warehouse of seller	Internal transport at point of origin	Customs formalities for Exports	Handling costs at point of origin	Main transport means	Good's Insurance	Handling costs at destination point	Customs formalities for imports	Internal transport at destination	Delivery of goods to buyer	
EXW Polyvalent	S	B	B	B	B	B	B	B	B	B	B	
FCA Polyvalent	S	S	S	S	B	B	B	B	B	B	B	
FAS Maritime	S	S	S	S	B	B	B	B	B	B	B	
FOB Maritime	S	S	S	S	S	B	B	B	B	B	B	
CPT Polyvalent	S	S	S	S	S	S	B	B	B	B	B	
CIP Polyvalent	S	S	S	S	S	S	S	B	B	B	B	
CFR Maritime	S	S	S	S	S	S	B	B	B	B	B	
CIF Maritime	S	S	S	S	S	S	S	B	B	B	B	
DAT Polyvalent	S	S	S	S	S	S	S	S	B	B	B	
DAP Polyvalent	S	S	S	S	S	S	S	S	B	S	S	
DDP Polyvalent	S	S	S	S	S	S	S	S	S	S	S	

S Seller

B Buyer



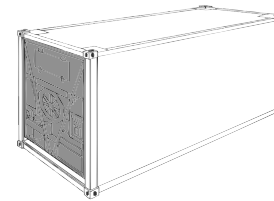
SEA FREIGHT CONTAINERS

Standard & High Cube Containers:




Type	Inside Length	Inside Width	Inside Height	Door Width	Door Height	Capacity	Tare Weight	Max. Cargo
20'	5900 mm	2350 mm	2393 mm	2342 mm	2280 mm	33.2 m3	2230 kg	21770 kg
	19'4"	7'8"	7'10"	7'8"	7'6"	1172 Cft	4916 Lbs	47900 Lbs
40'	12036 mm	2350 mm	2392 mm	2340 mm	2280 mm	67.7 m3	3700 kg	26780 kg
	39'5"	7'8"	7'10"	7'8"	7'6"	2390 Cft	8160 Lbs	59040 Lbs
40' High Cube	12010 mm	2330 mm	2690 mm	2330 mm	2560 mm	76.2 m3	3968 kg	26512 kg
	39'5"	7'8"	8'10"	7'8"	8'5"	2694 Cft	8750 Lbs	58450 Lbs

Reefer Containers:




Type	Inside Length	Inside Width	Inside Height	Door Width	Door Height	Capacity	Tare Weight	Max. Cargo
20' RF	5452 mm	2275 mm	2260 mm	2258 mm	2216 mm	28.3 m3	3200 kg	20800 kg
	17'8"	7'5"	7'5"	7'5"	7'3"	1000 Cft	7040 Lbs	45760 Lbs
40' RF	11493 mm	2270 mm	2197 mm	2282 mm	2155 mm	57.8 m3	4900 kg	25580 kg
	37'8"	7'5"	7'2"	7'8"	7'0"	2040 Cft	10780 Lbs	56276 Lbs
40' RF High Cube	11557 mm	2294 mm	2500 mm	2294 mm	2440 mm	66.6 m3	4500 kg	25980 kg
	37'11"	7'6"	8'2"	7'6"	8'0"	2334 Cft	9900 Lbs	57561 Lbs

Open Top Containers:



Type	Inside Length	Inside Width	Inside Height	Door Width	Door Height	Capacity	Tare Weight	Max. Cargo
20' OT	5894 mm	2311 mm	2354 mm	2286 mm	2184 mm	32.2 m3	2400 kg	21600 kg
	19'4"	7'7"	7'8"	7'6"	7'2"	1136 Cft	5280 Lbs	47620 Lbs
40' OT	12028 mm	2350 mm	2315 mm	2341 mm	2274 mm	55.5 m3	3850 kg	26680 kg
	39'5"	7'8"	7'8"	7'8"	7'5"	2350 Cft	8490 Lbs	58710 Lbs

Flat Rack Containers:



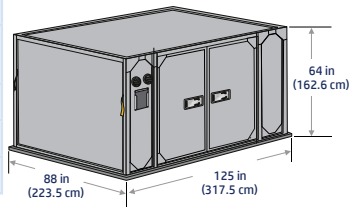
Type	Inside Length	Inside Width	Usable Height	Door Width	Door Height	Capacity	Tare Weight	Max. Cargo
20' FR	5620 mm	2200 mm	2233 mm	--	--	--	2530 kg	21470 kg
	18'5"	7'3"	7'4"	--	--	--	5578 Lbs	47333 Lbs
40' FR	12080 mm	2438 mm	2103 mm	--	--	--	5480 kg	39000 kg
	39'7"	6'10"	6'5"	--	--	--	12081 Lbs	85800 Lbs

AIR FREIGHT CONTAINERS



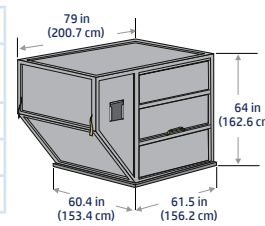
RAP Container:

ATA code	LD9
Weight Limitation Inc. ULD Tare Weight	4,626 kg
Tare Weight	330 kg
Internal Volume	352 cu. ft. 9.2 cbm
Loadable Aircraft Type	747, 747F, 777, 330, 340



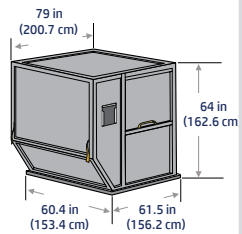
AKE Container:

ATA code	LD3
Weight Limitation Inc. ULD Tare Weight	1,588 kg
Tare Weight	100 kg
Internal Volume	152 cu. ft. 4.3 cbm
Loadable Aircraft Type	747, 747F, 777, 330, 340



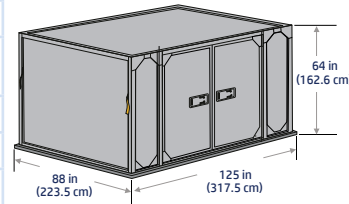
RKN Container:

ATA code	LD3
Weight Limitation Inc. ULD Tare Weight	1,588 kg
Tare Weight	190 kg
Internal Volume	125 cu. ft. 3.55 cbm
Loadable Aircraft Type	747, 747F, 777, 330, 340



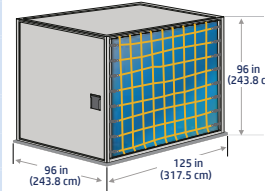
AAP2 Container:

ATA code	LD9
Weight Limitation Inc. ULD Tare Weight	4,626 kg
Tare Weight	222 kg
Internal Volume	371 cu. ft. 10.51 cbm
Loadable Aircraft Type	747, 747F, 777, 330, 340



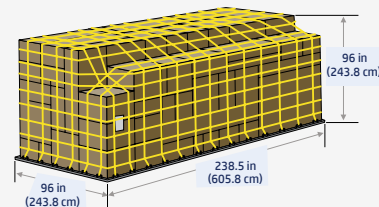
AMA Container:

ATA code	M1
Weight Limitation Inc. ULD Tare Weight	6,804 kg
Tare Weight	360 kg
Internal Volume	621 cu. ft. 17.58 cbm
Loadable Aircraft Type	747F



P7E, PGA Pallet:

Size	Base: 96" x 238.5" Height: 96" (Q6 Contour), 118" (Q7 Contour)
Weight Limitation Inc. ULD Tare Weight	11,340 kg
Tare Weight	480 kg
Loadable Aircraft Type	747F



P1P, PAG Pallet:

Size	Base: 88" x 125" Height: 64" (Passenger flight), 96" (Q6 Contour), 118" (Q7 Contour)
Weight Limitation Inc. ULD Tare Weight	4,626 kg (LD), 6,033 kg
Tare Weight	105 kg
Loadable Aircraft Type	747, 747F, 777, 330, 340

